



### District Report Card: 2017


<b>State:</b> Odisha	<b>District:</b> Kendrapara
<b>Class:</b> 3	<b>Subject:</b> Language
<b>Schools:</b> 61	<b>Students:</b> 894


### Participation/Coverage


#### Students

<div>GENDER</div> <div></div>	Boys		Girls	
	Number	%	Number	%
	430	48.10	464	51.90

<div>AREA</div> <div></div>	Rural		Urban	
	Number	%	Number	%
	834	93.29	60	6.71

<div>CATEGORY</div> <div></div>	SC		ST		OBC		GEN	
	Number	%	Number	%	Number	%	Number	%
	282	31.54	1	0.11	466	52.13	145	16.22

<div>CWSN</div> <div></div>	LD	VI	HI	S&LD	ID	Oth
	2	0	0	1	4	6

<div>Management</div> <div></div>	Government		Government-aided	
	Number	%	Number	%
	870	97.32	24	2.68

### Average Performance of Students in Language (%)

Overall	Gender		Area		Management		Social Group			
	Male	Female	Rural	Urban	Govt.	Aided	SC	ST	OBC	GEN
54.46	52.84	55.96	53.89	62.33	54.64	47.78	51.06	60.00	56.24	55.31

## Performance on Learning Outcomes (LOs)

Learning Outcomes	Description	Average Performance(%)
L304	Reads small texts with comprehension i.e., identifies main ideas, details, sequence and draws conclusions	56.76
L312	Reads printed scripts on the classroom walls: poems, posters, charts etc.	49.87

Range of Performance of Students who Answered Correctly							
Below 30%		30% - 50%		50% - 75%		Above 75%	
Number	%	Number	%	Number	%	Number	%
181	20.25	182	20.36	283	31.66	248	27.74

## Lowest Performing Learning Outcomes (LOs)

1 - Reads printed scripts on the classroom walls: poems, posters, charts etc. (49.87)

2 - Reads small texts with comprehension i.e., identifies main ideas, details, sequence and draws conclusions (56.76)